


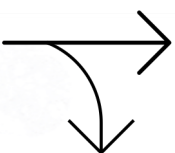
The Key for successful Immunohistochemistry: Know your Antibody.

Demanding and careful selection process of antibodies for immunohistochemistry




So far more than 3,500 antibodies tested

over 3,300 rejected




only 130 approved

To allow a better understanding of the staining patterns of MSVA antibodies abundant documentation is provided



MSVA antibodies are subject to large-scale validation on more than 1,000 normal and neoplastic tissues

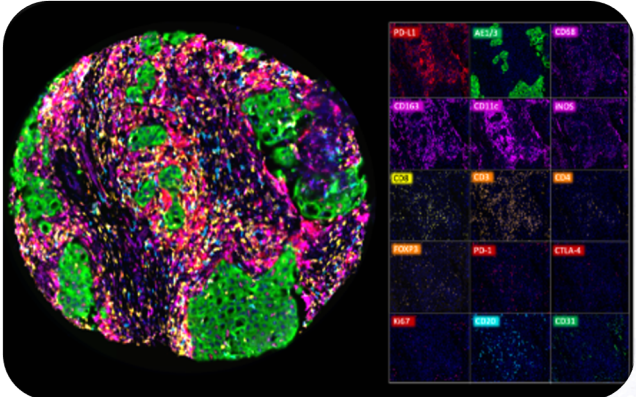


Cancer tissue gallery

Normal tissue gallery



Antibodies with documented staining properties are key to obtain dependable data by immunohistochemistry



MS
Validated Antibodies